



**PFI MEGA LIFE**

**PFI MEGA LIFE EQUITY FUND SYARIAH**

**SHARIA EQUITY UNIT LINK**

Bloomberg Link: <https://www.bloomberg.com/quote/MEGAAEF:IJ>

December 29, 2023

**Investment Objectives**

Obtain long-term investment growth with controlled risk through investment in sharia equity securities that have strong fundamentals and the potential for stable net profit growth.

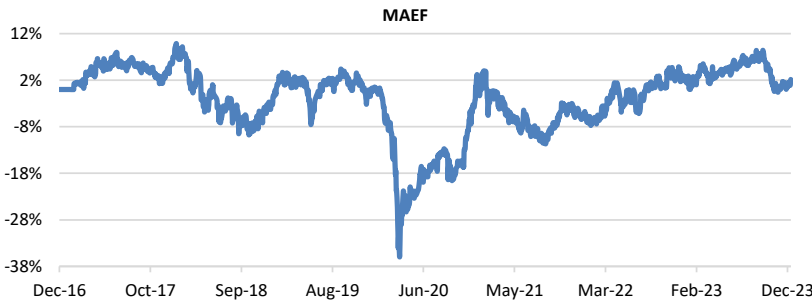
**About PFI Mega Life**

Established in 2011, PT PFI Mega Life Insurance is a newly structured joint venture life insurance company which combines the global expertise of Prudential Financial Inc with the local market network of CT Corpora. PFI Mega Life offers an array of life insurance products which cater to a wide range of customers, from large entities to individuals.

**Equities Top Holdings in Portfolio (Alphabetical Order)**

No	Name	Sector	Related Party
1	Adaro Minerals Indonesia Tbk	Energy	No
2	AKR Corporindo Tbk	Energy	No
3	Astra International Tbk	Industrial	No
4	GoTo Gojek Tokopedia Tbk	Technology	No
5	Indofood CBP Sukses Makmur Tbk	Consumer Non-Cyclicals	No
6	Kalbe Farma Tbk	Health Care	No
7	Mayora Indah Tbk	Consumer Non-Cyclicals	No
8	Mitra Adiperkasa Tbk	Consumer Cyclicals	No
9	Mitra Keluarga Karyasehat Tbk	Health Care	No
10	Telkom Indonesia (Persero) Tbk	Infrastructure	No

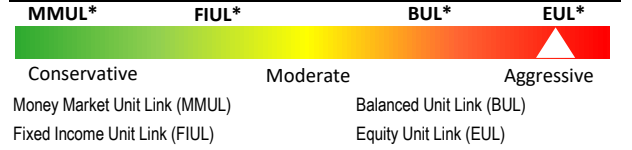
**Since Inception Performance**



**Investment Policy**

Sharia Stocks	80% - 100%
Sharia Money Market	0% - 20%

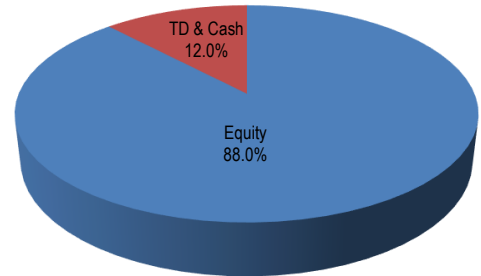
**Risk Profile**



**Unit Link Information**

Inception Date	December 14, 2016	
Investment Manager	Schroders Indonesia	
Assets Under Management	14,461,832,210	
Total Unit Issued	14,157,696	
Custodian Bank	CIMB Niaga	
NAV/Unit as of	December 14, 2016	1,000.00
NAV/Unit as of	December 29, 2023	1,021.48
Valuation Period	Dally	
Currency	Rupiah	
Management Fee Max.	2.85% p.a.	
Custodian Fee Max.	0.15% p.a.	

**Assets Allocation**



**Investment Risks**

- Risk of deteriorating economic and political conditions.
- Risk of dissolution and liquidation.
- Risk of decrease in investment value.
- Risk of liquidity.

**Unit Link Monthly Performance For The Last 12 Months**

Period	Jan-23	Feb-23	Mar-23	Apr-23	May-23	Jun-23	Jul-23	Aug-23	Sep-23	Oct-23	Nov-23	Dec-23
Return	-1.45%	2.87%	-0.65%	1.08%	-1.20%	1.72%	1.40%	0.98%	-1.26%	-4.81%	0.80%	0.44%

**Unit Link Annual Performance For The Last 5 Years**

Period	FY 2018	FY 2019	FY 2020	FY 2021	FY 2022
Return	-7.43%	3.30%	-1.36%	-4.77%	9.08%

**Historical Performance**

	1 Month	3 Month	6 Month	YTD	1 Year	3 Year	5 Year	Since Inception
PFI Mega Life Equity Fund Syariah (MAEF)*	0.44%	-3.63%	-2.57%	-0.33%	-0.33%	3.54%	5.50%	2.15%
Peer Group Index**	0.58%	-3.45%	-1.39%	-7.49%	-7.49%	-15.49%	-47.13%	-48.57%
Peer Group Index Alpha	-0.14%	-0.17%	-1.18%	7.16%	7.16%	19.03%	52.63%	50.72%
Benchmark***	2.70%	-4.93%	-1.25%	-8.90%	-8.90%	-15.03%	-21.82%	-23.18%
Benchmark Alpha	-2.26%	1.30%	-1.32%	8.58%	8.58%	18.56%	27.32%	25.33%

Notes: \*. Old: Mega Amanah Link Equity Fund; \*\*. Sharia Equity Fund Index (SEFI); \*\*\*. Jakarta Islamic Index (JII).

**Disclaimer:**

This report is prepared by PT PFI Mega Life Insurance for informational purposes only and can not be used or used as a basis for offering or selling. This report is based on the circumstances that have occurred and has been carefully prepared by PT PFI Mega Life Insurance even though PT PFI Mega Life Insurance does not guarantee the accuracy or completeness of the report. PT PFI Mega Life Insurance and its officers or employees shall not be liable for any direct or indirect losses arising from any use of this report. THE PAST PERFORMANCE DOES NOT REFLECT THE FUTURE PERFORMANCE. The prospective Investors must understand the risks of investing in Unit Link (Capital Market), therefore prospective Investors must read and understand the contents of Policy/Brochure before deciding to invest.

**PT PFI MEGA LIFE INSURANCE**

Head Office : GKM Green Tower Lt. 17. Jl. T.B. Simatupang Kav. 89G, Pasar Minggu, Jakarta Selatan 12520. Phone: +62 21 50812100, [www.pfimegalife.co.id](http://www.pfimegalife.co.id).

